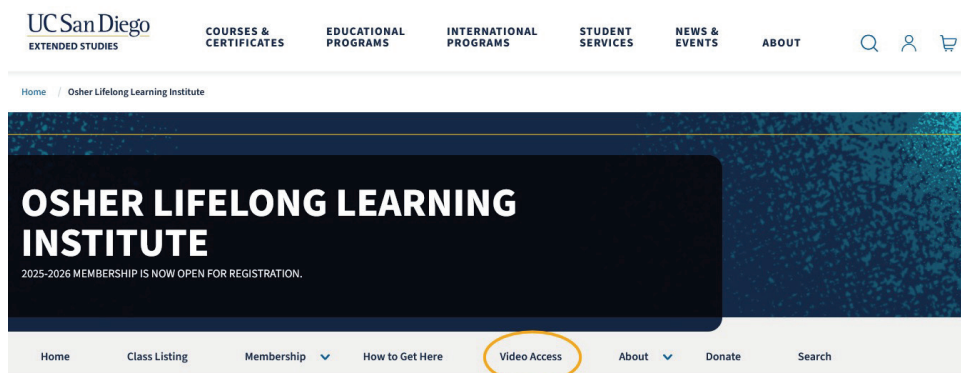


VIDEO LIBRARY ACCESS GUIDE

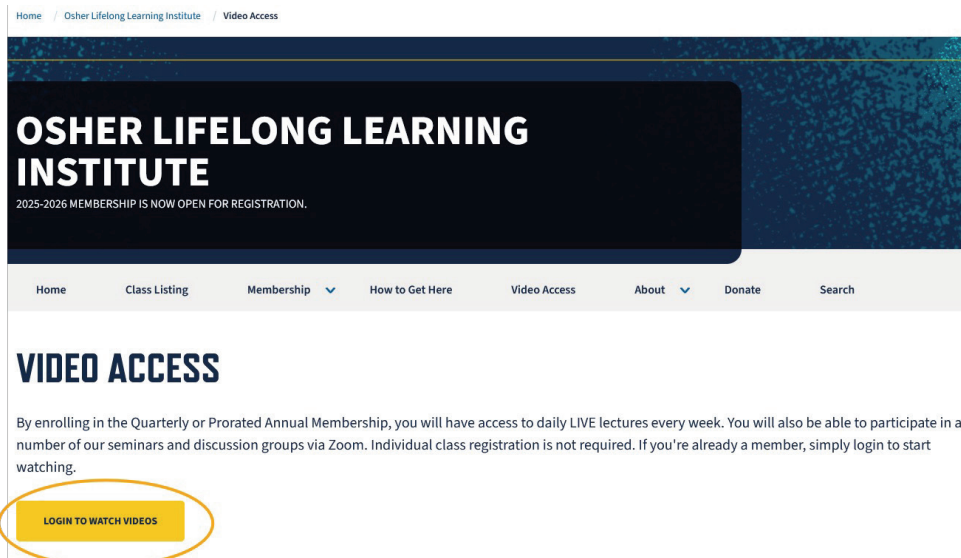
Members of Osher at UC San Diego have access to a members-only online video library featuring professionally edited recordings of the lectures held each quarter. Classes feature outstanding faculty and researchers from the entire San Diego community, as well as local leaders, artists, and musicians.

HOW TO ACCESS THE OSHER ONLINE VIDEO LIBRARY

- Go to olli.ucsd.edu
- On the menu bar underneath Osher Lifelong Learning Institute, click on VIDEO ACCESS.




- Click on the yellow button LOGIN TO WATCH VIDEOS.



- Enter your email address and password and click on LOGIN. If you have forgotten your password, click "Are you a **student** and forgot your password?"

UC San Diego
EXTENDED STUDIES

 MYEXTENSION

Log In

Email Address

Password


LOGIN

[Are you a **student** and forgot your password?](#)
Are you an **instructor** and forgot your password?
Are you a **new or potential student** and need an account?

Official website of the University of California, San Diego
University of California, San Diego, 9500 Gilman Dr., La Jolla, CA 92093
Copyright © 2025 Regents of the University of California. All rights reserved.

- If you do not have a password, click the link "Are you a **new or potential student** and need an account?"

UC San Diego
EXTENDED STUDIES

 MYEXTENSION

Log In

Email Address

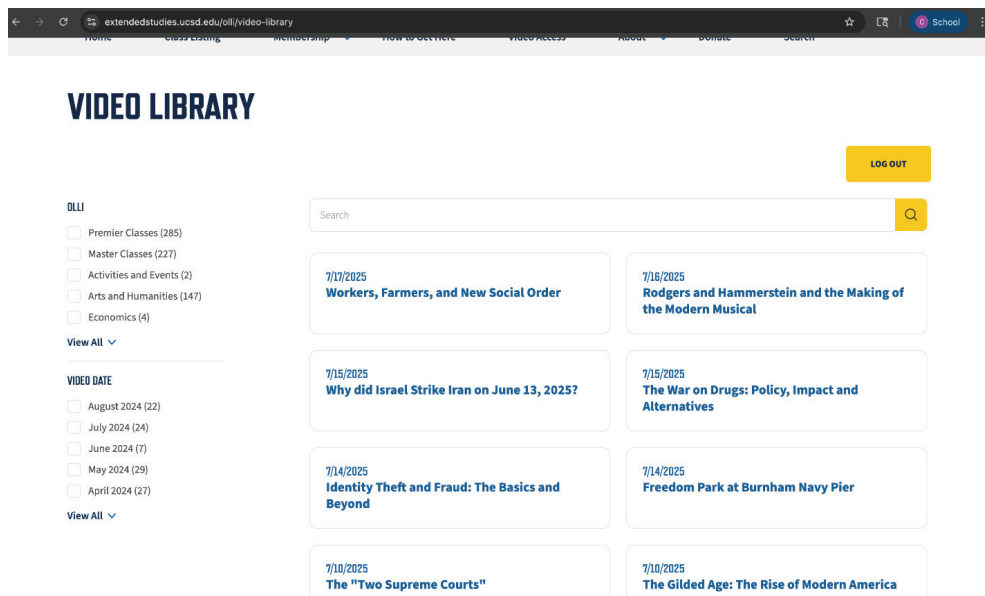
Password

LOGIN

[Are you a **student** and forgot your password?](#)
Are you an **instructor** and forgot your password?
[Are you a **new or potential student** and need an account?](#)

Official website of the University of California, San Diego
University of California, San Diego, 9500 Gilman Dr., La Jolla, CA 92093
Copyright © 2025 Regents of the University of California. All rights reserved.

- Once logged in, you are now on the Video Library page, and will see the entire video library, organized by month with the newest videos on the front page. Scroll down to see more videos and click on the title of the video you want to watch or search for a specific video at the top. You can also use the column on the left-hand side to select videos by Subject or Date.



TROUBLESHOOTING

If you encounter any issues while trying to view the videos online, please try the following troubleshooting options:

Sometimes these issues can be caused by a computer's anti-virus software or firewall settings. Make sure to add olli.ucsd.edu, vimeo.com, vimeocdn.com, and akamaihd.net to the "safe sites" list in your firewall or anti-virus software.

If you are using a proxy server please make sure to add *.vimeo.com, *.vimeocdn.com, and *.akamaihd.net to the whitelist within those applications.

If you have browser plug-ins or add-ons installed, please ask them to try disabling them by following these instructions: vimeo.com/s/tad

In Internet Explorer, go to Tools > Compatibility View Settings and add "ucsd.edu" and "vimeo.com" to the accepted sites list.

For additional support, please contact olli@ucsd.edu | 858-534-7030